

NPSA Titans Navy Mercer Island B05

Nowland Premier SA

Mercer Island, WA

B05 total strength=602

attack=0.66 defense=0.38

fall league = PSPL Classic 1 – West U13

spr league = Spr PSPL – '05 Classic 2 – West I

alt names used:

NPSA B05 Navy Mercer Island

NPSA B05 Navy Mercer Island

NPSA B05 Navy Mercer Island

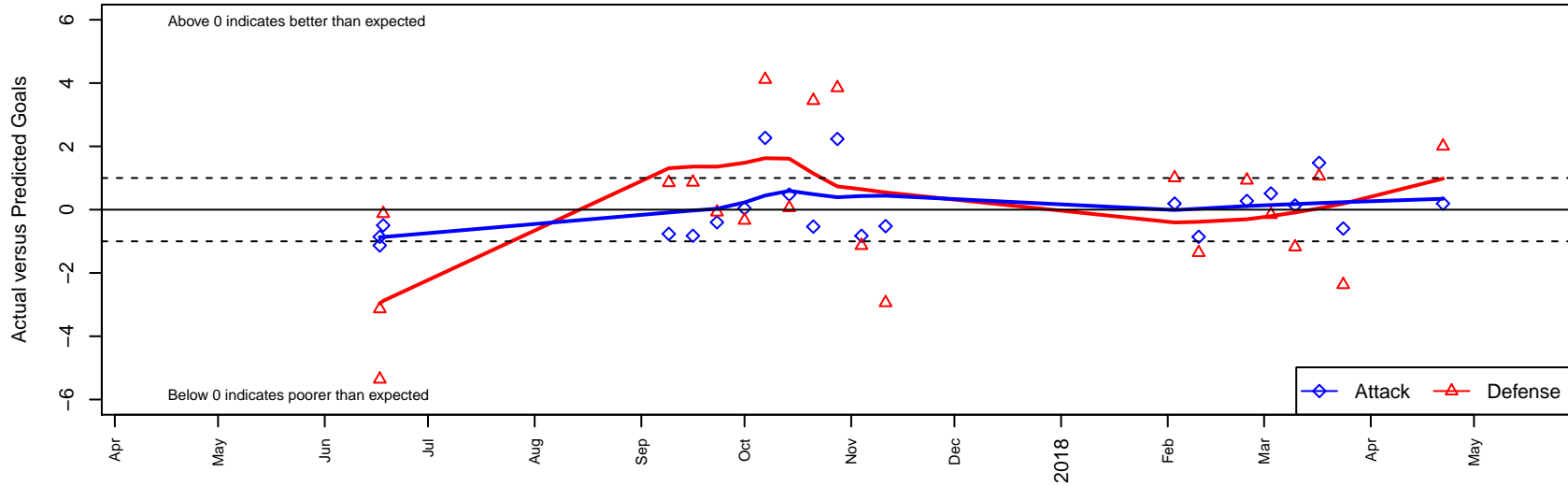
Venues played:

2017 Skagit Firecracker Div. 3 U13

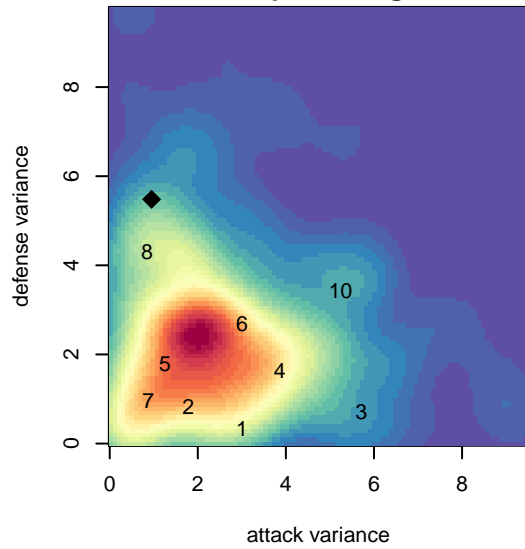
2017 PSPL Classic 1 – West U13

2017 Spr PSPL – '05 Classic 2 – West U13

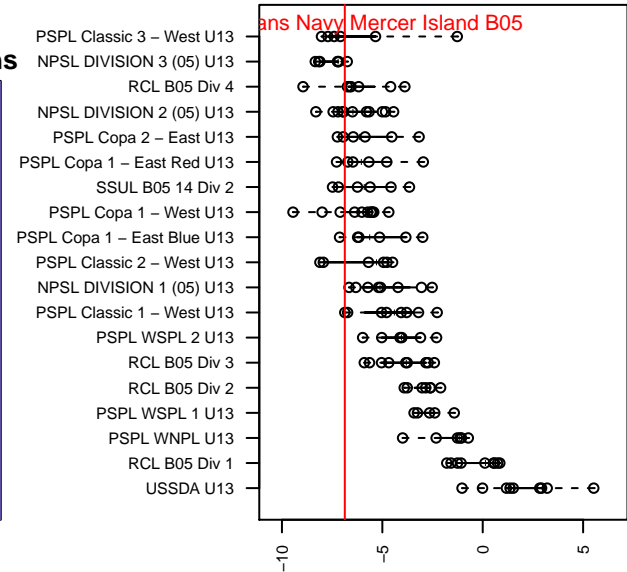
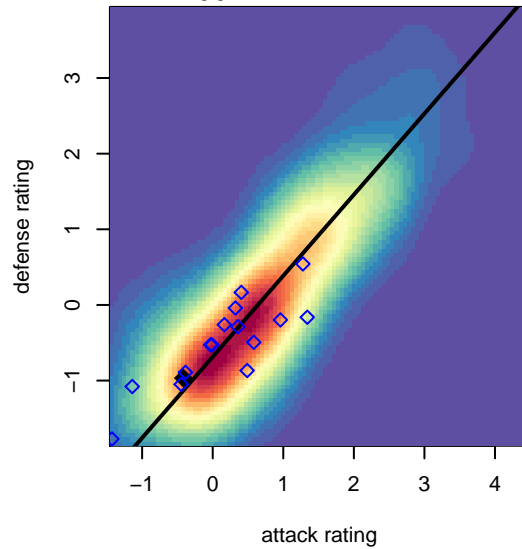
NPSA Titans Navy Mercer Island B05
Dots are actual minus expected GF (blue circles) and GA (red triangles).
Blue line is smoothed change in attack strength. Red is smoothed change in defense strength.



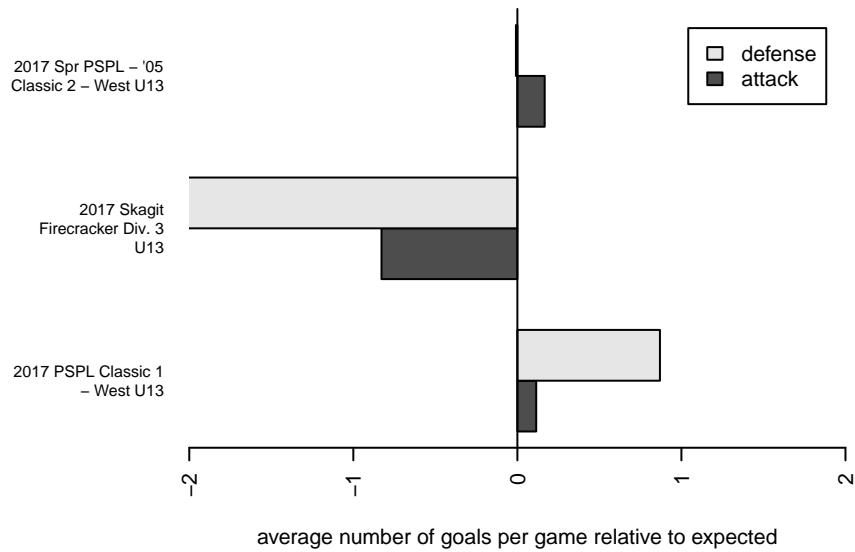
**attack and defense variance (black dot)
relative to other teams
and top 10 in region**



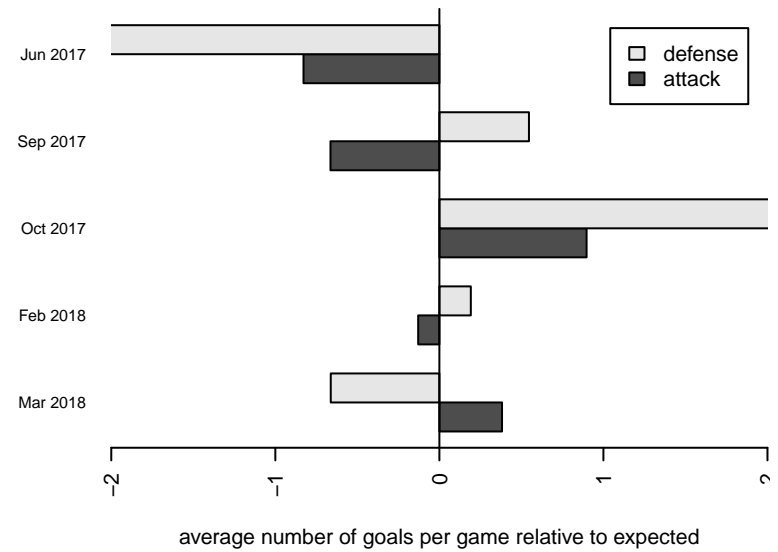
**attack and defense rating
relative to others at age
and all opponents in last 13 months**



Performance relative to 13 month average



Performance relative to 13 month average



late	home		away		venue	pred.home	pred.aw
3-04-22	Seattle Celtic White B05	3	NPSA Titans Navy Mercer Island B05	1	2017 Spr PSPL – '05 Classic 2 – West U13	5.00	0.81
3-03-24	FC Edmonds Tsunami B05	6	NPSA Titans Navy Mercer Island B05	0	2017 Spr PSPL – '05 Classic 2 – West U13	3.63	0.60
3-03-17	NPSA Titans Navy Mercer Island B05	3	WFA Warriors B05	1	2017 Spr PSPL – '05 Classic 2 – West U13	1.52	2.06
3-03-10	FC Bellevue B06	3	NPSA Titans Navy Mercer Island B05	2	2017 Spr PSPL – '05 Classic 2 – West U13	1.82	1.87
3-03-03	NPSA Titans Navy Mercer Island B05	2	Monroe FC B05	5	2017 Spr PSPL – '05 Classic 2 – West U13	1.49	4.84
3-02-24	Kent City White B05	0	NPSA Titans Navy Mercer Island B05	2	2017 Spr PSPL – '05 Classic 2 – West U13	0.93	1.72
3-02-10	NPSA Titans Navy Mercer Island B05	0	Cascade FC Green B05	4	2017 Spr PSPL – '05 Classic 2 – West U13	0.86	2.64
3-02-03	NPSA Titans Navy Mercer Island B05	1	Seattle Celtic White B05	4	2017 Spr PSPL – '05 Classic 2 – West U13	0.81	5.00
7-11-11	NPSA Titans Navy Mercer Island B05	1	WFA Warriors B05	5	2017 PSPL Classic 1 – West U13	1.52	2.06
7-11-04	MVP Rapids Navy B05	5	NPSA Titans Navy Mercer Island B05	0	2017 PSPL Classic 1 – West U13	3.87	0.83
7-10-28	NPSA Titans Navy Mercer Island B05	3	Eclipse FC Aguilitos del America B05	6	2017 PSPL Classic 1 – West U13	0.77	9.85
7-10-21	Nortac Sparta Red B05	0	NPSA Titans Navy Mercer Island B05	0	2017 PSPL Classic 1 – West U13	3.44	0.54
7-10-14	WFA Warriors B05	2	NPSA Titans Navy Mercer Island B05	2	2017 PSPL Classic 1 – West U13	2.06	1.52
7-10-07	NPSA Titans Navy Mercer Island B05	3	Pumas UNAM B05	2	2017 PSPL Classic 1 – West U13	0.73	6.11
7-10-01	ISC Gunners B B05	3	NPSA Titans Navy Mercer Island B05	1	2017 PSPL Classic 1 – West U13	2.66	0.96
7-09-23	NPSA Titans Navy Mercer Island B05	0	Aguilas Seattle FC Lions B05	10	2017 PSPL Classic 1 – West U13	0.40	9.92
7-09-16	NPSA Titans Navy Mercer Island B05	0	MVP Rapids Navy B05	3	2017 PSPL Classic 1 – West U13	0.83	3.87
7-09-09	Eclipse FC Aguilitos del America B05	9	NPSA Titans Navy Mercer Island B05	0	2017 PSPL Classic 1 – West U13	9.85	0.77
7-06-18	NC Alliance Rebels B05	1	NPSA Titans Navy Mercer Island B05	3	2017 Skagit Firecracker Div. 3 U13	0.87	3.50
7-06-17	NPSA Titans Navy Mercer Island B05	0	Southlake Select Red B05	6	2017 Skagit Firecracker Div. 3 U13	1.13	2.86
7-06-17	NPSA Titans Navy Mercer Island B05	0	Cascade FC Green B05	8	2017 Skagit Firecracker Div. 3 U13	0.86	2.64